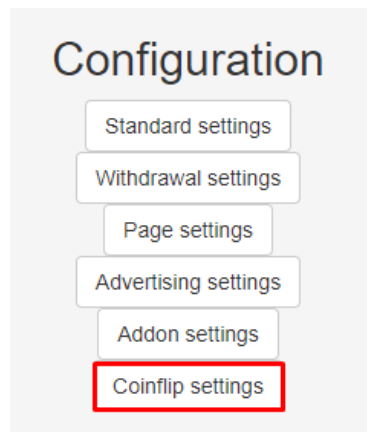


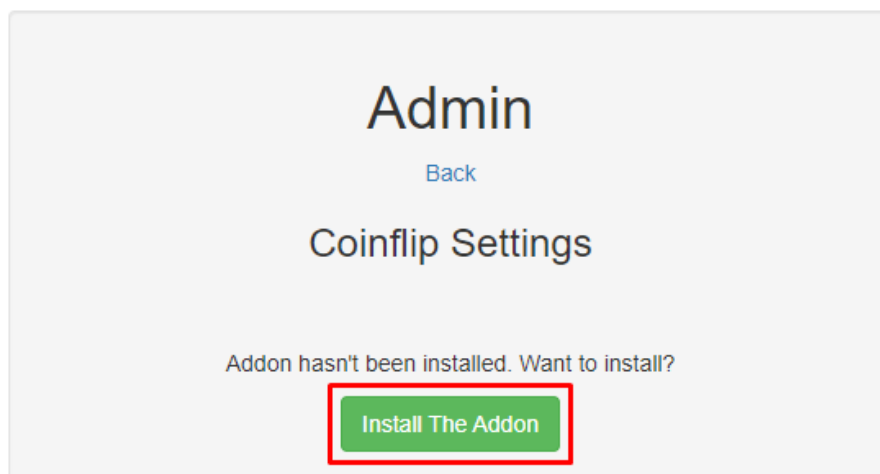
Coinflip Addon Installation

Please make sure you have already installed the recent version of the Simple Faucet Script on your server.

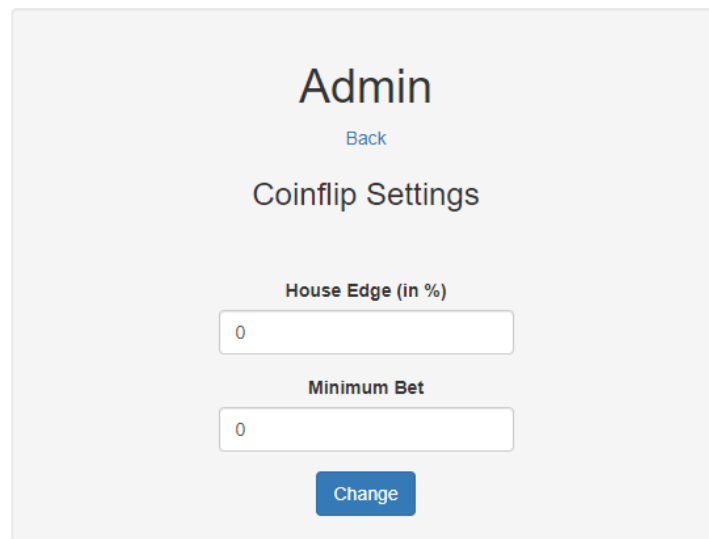
First of all, please upload the directory 'coinflip' with its files into the directory 'addons' on the server of your faucet. After that, please open the Admin Panel and you will see a Button for the Coinflip, e.g.:



Please click on it and you will be prompted to install the script. Please confirm by clicking on the button.



Once done, please refresh the page and do the necessary changes.

A screenshot of an 'Admin' interface for 'Coinflip Settings'. At the top, the word 'Admin' is centered in a large, dark font. Below it, a blue link labeled 'Back' is centered. The title 'Coinflip Settings' is centered in a bold, dark font. There are two input fields: the first is labeled 'House Edge (in %)' and contains the value '0'; the second is labeled 'Minimum Bet' and also contains the value '0'. Both labels are in bold. Below the input fields is a blue button with the text 'Change' in white.

I'd recommend setting a house-edge which is not too low and not too high (0.5% to 1% is fine).

Thus, users aren't scared of a high house-edge.

Moreover, you may set a low bet depending on your faucet rewards which allows more users to make a coin flip.

Once done, just save the configuration which takes in effect immediately.

At that point, we are done.